


QS-1 Product ships within 1 working day

COMMERCIAL SERIES LED OPEN ROUND DOWNLIGHTS

4" through 8" Apertures in any Lumen level and 3K, 35K and 4K Kelvin Temperatures with an Open Reflector and Standard Finish Options

COM4-SYL(L)-(K)-U	4CM10-(F)	
COM5-SYL(L)-(K)-U	5CM10-(F)	
COM6-SYL(L)-(K)-U	6CM10-(F)	
COM7-SYL(L)-(K)-U	7LED10-(F)	
COM8-SYL(L)-(K)-U	8LED10-(F)	

All LEDs under Quickship (QS) program are 80 CRI. Consult factory for 90 CRI availability.

All Quickship fixtures come with Standard Drivers. Consult factory for special dimming and emergency battery options.


Downlights QS-1, QS-2 and QS-3 orders must be 50 pcs. or less and received by 10AM EST.

Cylinders and Linear QS-3 and QS-5 orders must be 25 pcs. or less.

QS-2 Product ships within 2 working days

COMMERCIAL SERIES LED LENSED ROUND DOWNLIGHTS

4" through 8" Apertures in any Lumen level and 3K, 35K and 4K Kelvin Temperatures with a Lensed Reflector and Standard Finish Options

COM4-SYL(L)-(K)-U	4CM(LN)-(F)	
COM5-SYL(L)-(K)-U	5CM(LN)-(F)	
COM6-SYL(L)-(K)-U	6CM(LN)-(F)	
COM7-SYL(L)-(K)-U	7LED(LN)-(F)	
COM8-SYL(L)-(K)-U	8LED(LN)-(F)	

L = LUMEN PACKAGE

Specify one of the following:

11 = 1,100 Lumens

15 = 1,500 Lumens

20 = 2,000 Lumens

30 = 3,000 Lumens

K = KELVIN TEMPERATURE

Specify one: 3K, 35K or 4K

LN = LENS OPTION

Specify one:

PR = Acrylic Prismatic lens

FR = Acrylic Frosted lens

F = FINISH

Specify one:

CL = Clear


SS = Semi-specular

HZ = Haze

WH = White reflector

COMMERCIAL SERIES LED OPEN SQUARE DOWNLIGHTS

4"x 4" and 6"x 6" Apertures in any Lumen level and 3K, 35K and 4K Kelvin Temperatures with an Open Reflector and Standard Finish Options

COM4x4-SYL(L)-(K)-U	KSQ4410-(F)	
COM6x6-SYL(L)-(K)-U	KSQ6610-(F)	




Many of the recessed Quickship fixtures are offered with Lutron. Contact factory for lead times.

QS-3 Product ships within 3 working days


COMMERCIAL SERIES LED LENSED SQUARE DOWNLIGHTS

4"x 4" and 6"x 6" Apertures in any Lumen level and 3K, 35K and 4K Kelvin Temperatures with a Regressed or Flush Lensed Reflector and Standard Finish Options

COM4x4-SYL(L)-(K)-U	KSQ44(LN)-(F)	
COM4x4-SYL(L)-(K)-U	KFQ44(LN)-(F)	
COM6x6-SYL(L)-(K)-U	KSQ66(LN)-(F)	
COM6x6-SYL(L)-(K)-U	KFQ66(LN)-(F)	

VR SERIES LED SMALL APERTURE CYLINDERS

Our popular 3"x 6", 3"x 8", 6"x 10" and 6"x 14" cylinders in any Wattage level and 3K, 35K and 4K Kelvin Temperatures with Variable Optics and Standard Finish Options – Surface and Suspended only

(M)LED36-B(A)-VR-(W)-(K)-(F)-(M)	
(M)LED36R-B(A)-VR-(W)-(K)-(F)-(M)	
(M)LED38-B(A)-VR-(W)-(K)-(F)-(M)	
(M)LED38R-B(A)-VR-(W)-(K)-(F)-(M)	
(M)LED610-B(A)-VR-(W)-(K)-(TF)-(F)-(M)	
(M)LED614-B(A)-VR-(W)-(K)-(TF)-(F)-(M)	

L = LUMEN PACKAGE

Specify one of the following:

- 11 = 1,100 Lumens
- 15 = 1,500 Lumens
- 20 = 2,000 Lumens
- 30 = 3,000 Lumens

K = KELVIN TEMPERATURE

Specify one: 3K, 35K or 4K

LN = LENS OPTION

Specify one:

- 21 = Acrylic Prismatic lens
- 40 = Acrylic Frosted lens

F = FINISH

Specify one:

- CL = Clear
- SS = Semi-specular
- HZ = Haze
- WH = White reflector

QS-3 VR Series only – Specify one:

- BL = Black painted
- WH = White painted

M = MOUNTING

Specify one:

- S = Surface
- P = Pendant
- C = Cord

QS-5 only – Specify one:

- C = Cable, 4ft Adjustable
- S = Surface Mount
- ST = 12" Stem (Standard)

A = BEAM ANGLE

Specify one: 20, 25, 30, 35, 40 or 60

3x6 and 3x8 only – Can also specify 50

TF = TRIM FINISH

6x10 and 6x14 only – Specify one:

- WH = White
- BL = Black
- BR = Bronze
- MS = Metallic Silver
- HZ = Haze Clear (etched)

W = WATTAGE

Specify one: 6, 10, 15, 20 or 25

3x6 and 3x8 only – 20 or 25 not available

LL = LINEAR LUMEN PACKAGE


Specify one:

- 550 = 550 Lumens per linear foot
- 1100 = 1,100 Lumens per linear foot
- 1650 = 1,650 Lumens per linear foot

QS-5 Product ships within 5 working days

LED SURFACE AND SUSPENDED 4' LINEAR QUATRO

4"x 3", 4"x 4" and 4"x 4" Asymmetric profiles in any Lumen level and 3K, 35K and 4K Kelvin Temperatures with Standard White finish

QSS43-D-SNW-LED(LL)-(K)-4-(M)-TW	
QSS44-D-SNW-LED(LL)-(K)-4-(M)-TW	
QSS44A-D-SNW-LED(LL)-(K)-4-(M)-TW	